SIGNAL NAME	I/O CONN.	MEM	SYNC	MOT 1 ⚠	MOT 2 ⚠
GND	A, B, 1, 2 *	1, A	1, A	1, A	1 A
+5V	C, D, 3, 4 *	2, B	2, B	2, B	2, B
BLOWUP 1		5 *		$\overline{C}$	
BLOWUP 2		4 *			$\overline{C}$
GNE		6 *	42		
452H		7	F, 6 *	20	20
16V		8, $\overline{X}$	$\overline{Z}$ *	U	U
256H		9	17 *	X	X
ATTRACT		12 *	$\overline{V}$		
COINSW1NC	K *	11			
32V		13	27 *	17	17
128V		14	28 *	16	16
TANK 1		15 *	P	$\overline{D}$ *	
$\overline{START}$		16 *	R	39	39
$\overline{1RSU}$	M *	17			
$\overline{FIRE1}$		18 *	12	12	
$\overline{1RSD}$	N *	19			
$\overline{1LSD}$	P *	20			
$\overline{FIRESW1}$	12 *	21			
$\overline{EXPL2}$		22	9 *		14
$\overline{2LSU}$	R *	24			
$\overline{2RSU}$	S *	25			
$\overline{FIRE2}$		26 *	11		12
$\overline{2RSD}$	T *	27			
$\overline{2LSD}$	U *	28			
GO 2		30 *			L
SHELL 2		31	$\overline{R}$		$\overline{H}$ *
VLD2		32	$\overline{C}$ *		
2SPO		33 *	$\overline{T}$		
1Ø4		35		6 *	
32H		36	H *	22	22
64V		38	V *	T	T
256V		39	Z *	15	15

* SIGNAL ORIGIN

⚠ ADDITIONL JUMPERS ON MOT. CONN.

MOT 1	MOT 2
$\overline{S}$ - $\overline{R}$	$\overline{S}$ - 29
$\overline{N}$ - 29	$\overline{N}$ - $\overline{R}$
$\overline{P}$ - 36	$\overline{P}$ - $\overline{U}$
$\overline{J}$ - +5V	$\overline{J}$ - GND

REVISIONS
6-4-75 RM
6-25-75 RM
7-3-75 RM

TANKERS MOTHERBOARD
WIRING LIST
R Maury 6-3-75
SH. 1 OF 3

SIGNAL NAME	I/O CONN	MEM	SYNC	MOT 1	MOT 2
2^5		40 *	$\overline{M}$	11	11
2^0		41 *	31	S	S
2^6		42 *	$\overline{L}$	8	8
2^7		43 *	$\overline{K}$	9	9
2H			K *	24	24
4H			L *	$\overline{A}$	$\overline{A}$
2V			N *	19	19
1V			T *	W	W
$\overline{RESDIS}$			X *	30	30
$\overline{VLD2}$			$\overline{D}$ *		J
MTK2		C	D,4 *		
MTK1		D	E,5 *		
$\overline{HINFO}$		E	21 *		
TANK 2		F	35		$\overline{D}$ *
FLASH		H *	43	R	R
TV+SGND	H	L *			
CNCTR	J *	M			
CNSW2NO	7 *	N			
CNSW2NC	8 *	P			
CNSW1NO	9 *	R			
1SP0		T *	$\overline{U}$		
1SP2		U *	39		
1SP1		V *	41		
VRESET		W	Y *		
2Ø2		X *			7
1Ø2		Y *		7	
2Ø3		Z *			H
GO1		$\overline{A}$ *		L	
1Ø3		$\overline{B}$		H	
VLD1		$\overline{C}$	$\overline{B}$ *		
8V		$\overline{D}$ *	W	18	18
128 H		$\overline{E}$ *	20	21	21
$\overline{EXPL1}$		$\overline{F}$	10 *	14	
$\overline{1LSU}$	V *	$\overline{H}$			
$\overline{FIRESW2}$	19 *	$\overline{J}$			
SHELL 1		$\overline{K}$	24	$\overline{H}$ *	
2Ø4		$\overline{M}$			6 *

SIGNAL NAME	I/O CONN	MEM	SYNC	MOT 1	MOT 2
2SP1		$\overline{N}$ *	36		
2SP2		$\overline{P}$ *	37		
PLAYFIELD		$\overline{R}$	26*		
2'		$\overline{S}$ *	32	K	K
2^4		$\overline{T}$ *	$\overline{N}$	N	N
2^2		$\overline{U}$ *	33	$\overline{E}$	$\overline{E}$
2^3		$\overline{V}$ *	34	P	P
4V		$\overline{W}$ *	M *	V	V
$\overline{VINFO}$		$\overline{Y}$	$\overline{A}$ *		
$\overline{VLD1}$			$\overline{E}$ *	J	
$\overline{VLDEN}$			$\overline{F}$ *	$\overline{T}$	$\overline{T}$
$\overline{LDH1B}$			$\overline{H}$ *	M	
$\overline{LDH2A}$			$\overline{J}$ *		10
BLAST 2			$\overline{P}$ *		$\overline{F}$
VIDEO OUT	W		$\overline{S}$ *		
24VAC	X *		$\overline{W}$		
24VAC	Y *		$\overline{X}$		
AUDIO GND	Z		$\overline{Y}$ *		
AUDIO 1	E		7 *		
AUDIO 2	F		8 *		
60HZϕLCK	L*		13		
MOTION CLK			14 *	34, 35	34, 35
$\overline{H\ COUNT}$			15 *	37	37
1H			16 *	$\overline{B}$	$\overline{B}$
8H			18 *	23	23
16H			19 *	Z	Z
$\overline{COUNTINIT}$			22 *	13	13
OOB			23 *	38	38
BLAST 1			25 *	$\overline{F}$	
$\overline{LDH2B}$			29 *		M
$\overline{LDH1A}$			30 *	10	
64H		29	J *	Y	Y
ANTENNA	6 *	J			

REVISIONS				
ZONE	LTR	DESCRIPTION	DATE	APPROVED

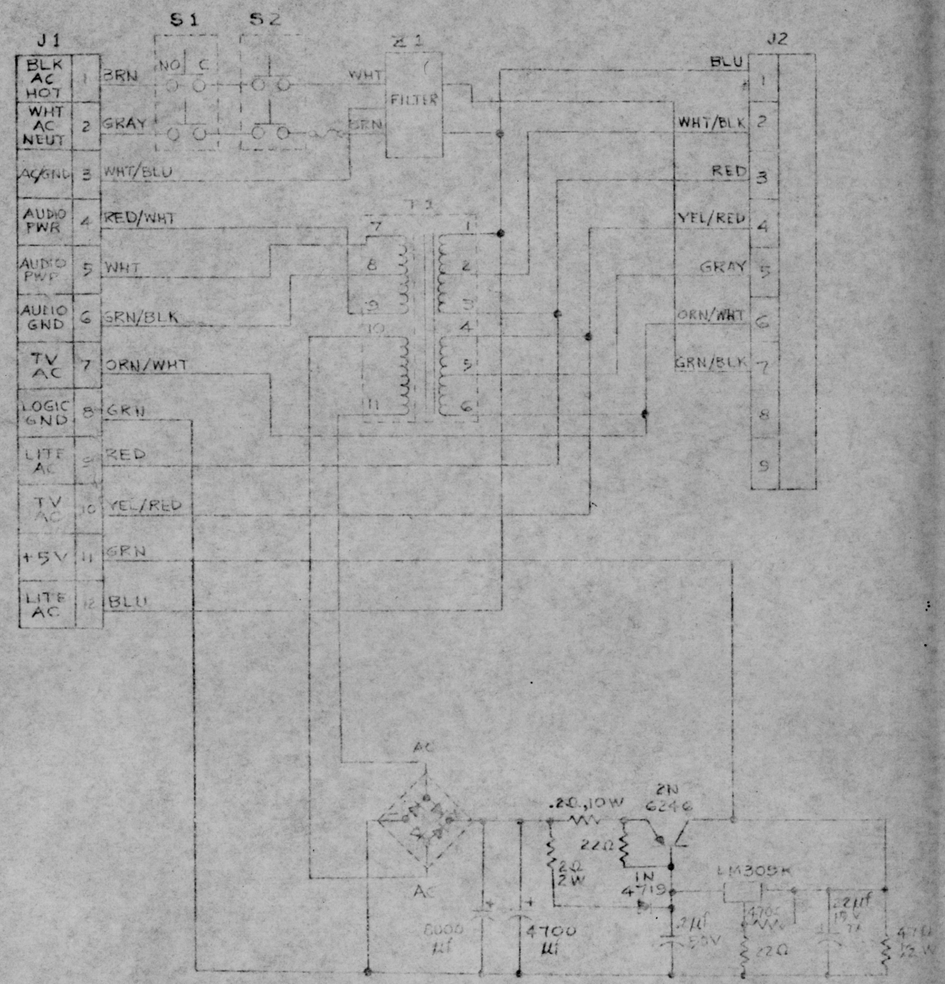

P2 POWER OPTIONS

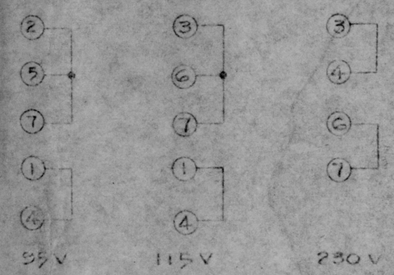

QTY REQD	FIND NO.	PART NO.	NOMENCLATURE OR DESCRIPTION

PARTS LIST

FUN GAMES INC.
OAKLAND CALIF.

SCHEMATIC
POWER SUPPLY

DATE

SIZE D | CODE IDENT NO. 1 | DRAWING NO.

SCALE | SHEET 1 OF 1

NEXT ASSY | USED ON

APPLICATION

DO NOT SCALE DRAWING

REVISIONS				
ZONE	LTR	DESCRIPTION	DATE	APPROVED

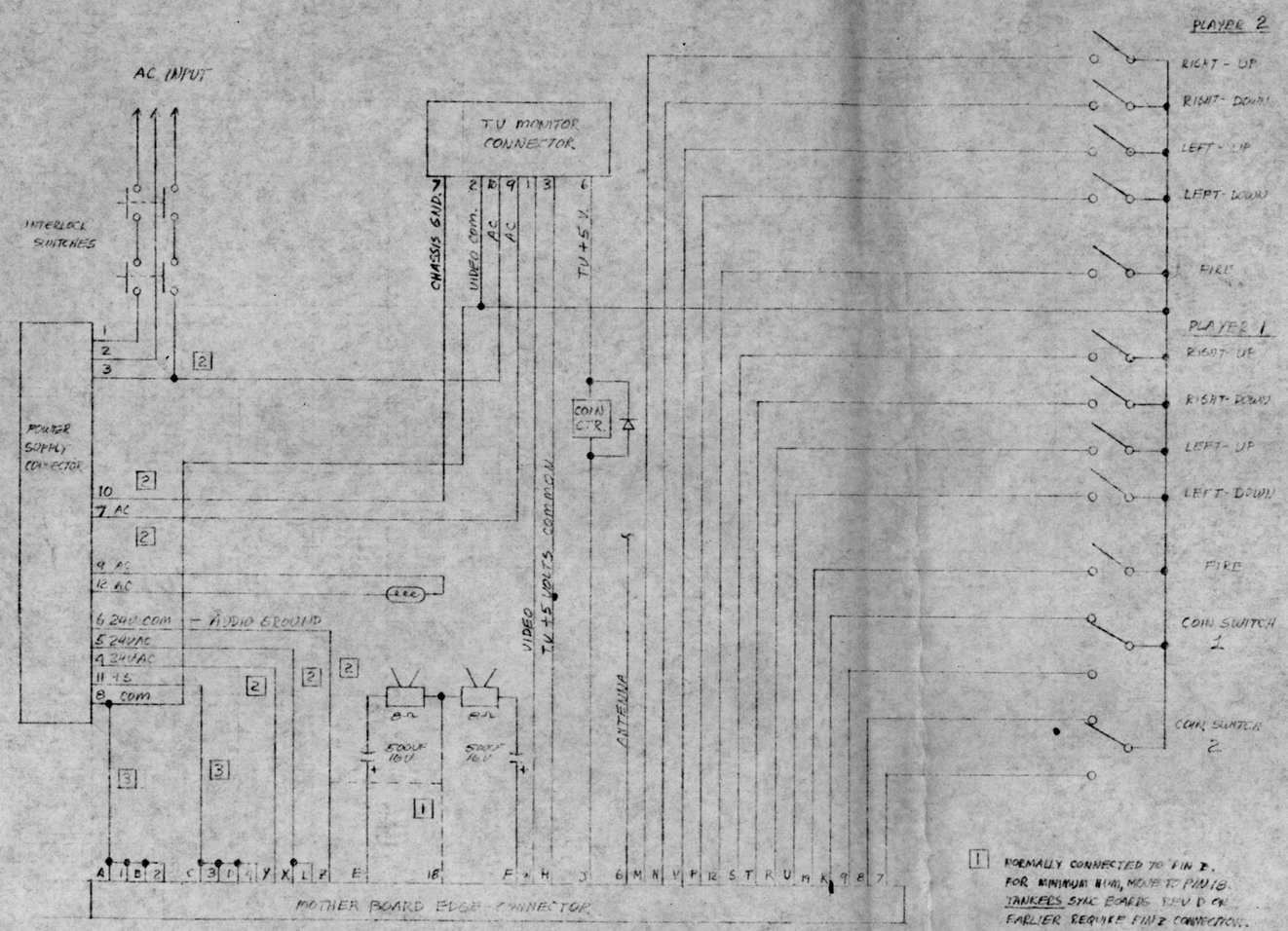

1 NORMALLY CONNECTED TO PIN E. FOR MINIMUM HUM, MOVE TO PIN 18. YANKEES SYNC BOARDS REV D OR EARLIER REQUIRE PIN Z CONNECTION.

2 18 GAUGE WIRE

3 14 GAUGE WIRE

QTY REQD	CODE IDENT	PART OR IDENTIFYING NO.	NOMENCLATURE OR DESCRIPTION

PARTS LIST

UNLESS OTHERWISE SPECIFIED DIMENSIONS ARE IN INCHES TOLERANCES ARE FRACTIONS ± DECIMALS .XX ± .XXX ± ANGLES ±°

MATERIAL

FINISH

DO NOT SCALE DRAWING

CONTRACT NO.

APPROVALS DATE

DRAWN

CHECKED

NEXT ASSY USED ON

APPLICATION

FUN GAMES INC
OAKLAND CALIF.

CABINET INTERCONNECTIONS

SIZE D | CODE IDENT NO. | DRAWING NO.

SCALE | SHEET 1 OF 1

BISHOP GRAPHICS / ACCUTEX SCHOLLER NO. 20995

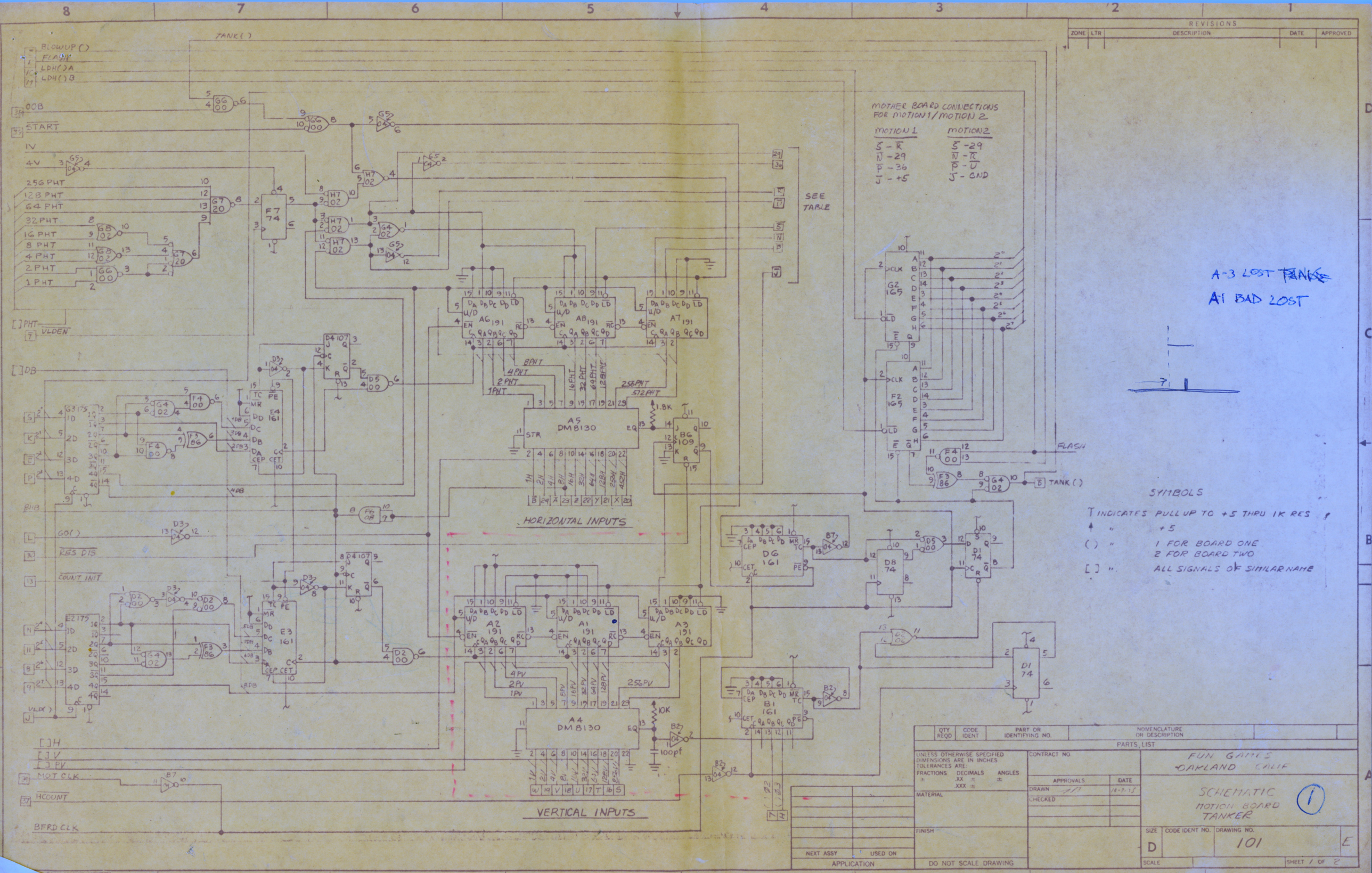
REVISIONS
ZONE | LTR | DESCRIPTION | DATE | APPROVED
TANK()
BLOWUP()
FLASH
LDH()A
LDH()B
OOB
START
IV
4V
256 PHT
128 PHT
64 PHT
32 PHT
16 PHT
8 PHT
4 PHT
2 PHT
1 PHT
[] PHT
VLDEN
[] DB
GO()
RES DIS
COUNT INIT
VLD()
[] H
[] V
[] PV
MOT CLK
HCOUNT
BFRD CLK
F7 74
A5 DM8130
HORIZONTAL INPUTS
A4 DM8130
VERTICAL INPUTS
SEE TABLE
MOTHER BOARD CONNECTIONS FOR MOTION 1/MOTION 2
MOTION 1
S - R̄
N - 29
P̄ - 36
J - +5
MOTION 2
S̄ - 29
N̄ - R̄
P̄ - U
J - GND
FLASH
TANK()
A-3 LOST TANKE
A1 BAD LOST
SYMBOLS
T INDICATES PULL UP TO +5 THRU 1K RES
↑ " +5
( ) " 1 FOR BOARD ONE
2 FOR BOARD TWO
[ ] " ALL SIGNALS OF SIMILAR NAME
PARTS LIST
QTY REQD | CODE IDENT | PART OR IDENTIFYING NO. | NOMENCLATURE OR DESCRIPTION
UNLESS OTHERWISE SPECIFIED DIMENSIONS ARE IN INCHES TOLERANCES ARE:
FRACTIONS ± DECIMALS .XX ± .XXX ± ANGLES ±
MATERIAL
FINISH
DO NOT SCALE DRAWING
NEXT ASSY | USED ON
APPLICATION
CONTRACT NO.
APPROVALS | DATE
DRAWN | 10-7-75
CHECKED
FUN GAMES
OAKLAND CALIF
SCHEMATIC
MOTION BOARD
TANKER
1
SIZE D | CODE IDENT NO. | DRAWING NO. 101 | E
SCALE | SHEET 1 OF 2

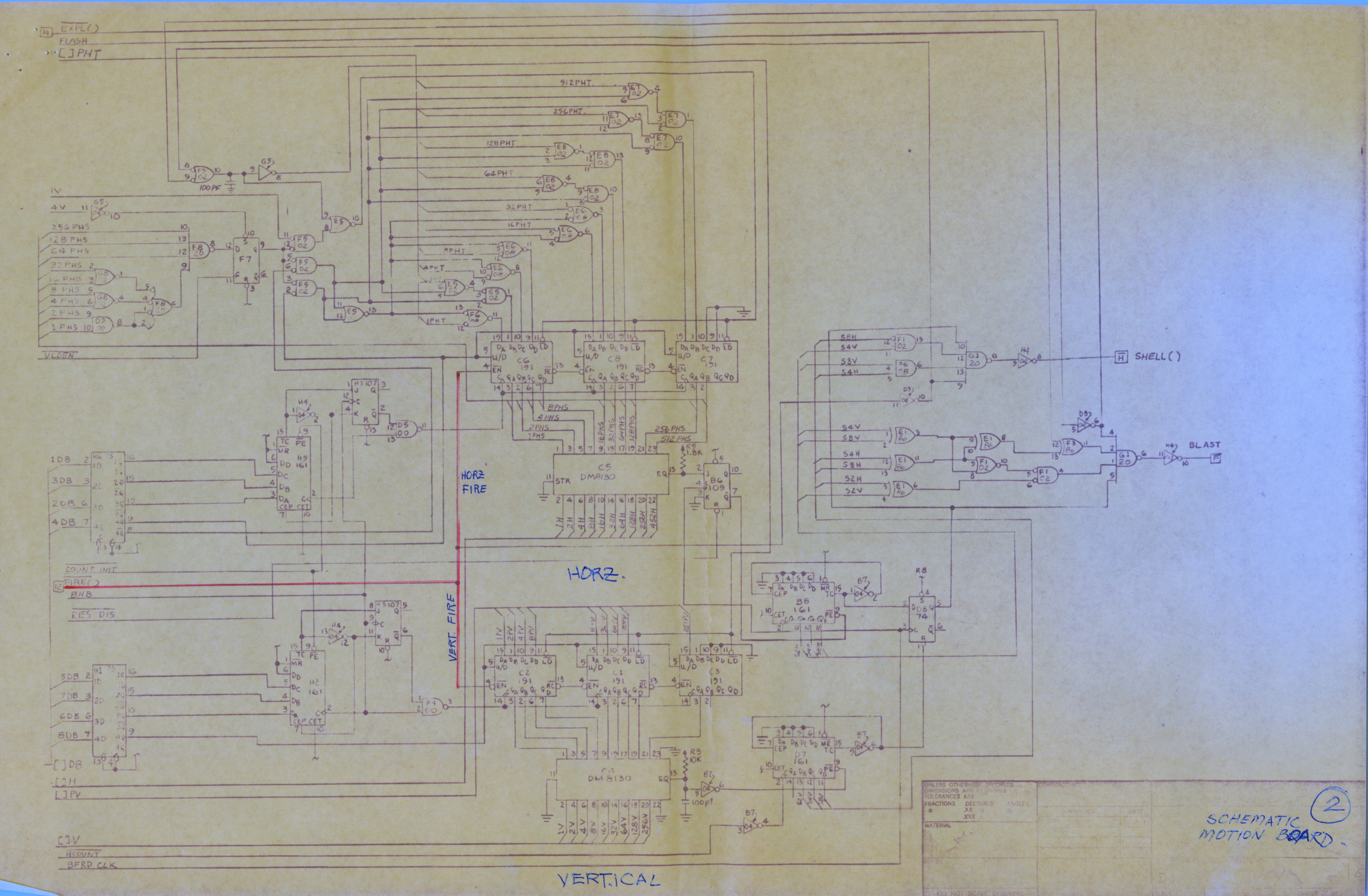
EXPL()
FLASH
[]PHT
512PHT
256PHT
128PHT
64PHT
32PHT
16PHT
8PHT
4PHT
2PHT
1PHT
100PF
1V
4V
256PHS
128PHS
64PHS
32PHS
16PHS
8PHS
4PHS
2PHS
1PHS
VLDEN
8PHS
4PHS
2PHS
1PHS
16PHS
32PHS
64PHS
128PHS
256PHS
512PHS
HORZ FIRE
VERT FIRE
HORZ.
1DB
3DB
2DB
4DB
COUNT INIT
FIRE()
BHB
RES DIS
5DB
7DB
6DB
8DB
[]DB
[]H
[]PV
[]V
HCOUNT
BFRD CLK
VERTICAL
S8H
S4V
S8V
S4H
S4V
S8V
S4H
S8H
S2H
S2V
SHELL()
BLAST
SCHEMATIC
MOTION BOARD.
2

REVISIONS				
ZONE	LTR	DESCRIPTION	DATE	APPROVED

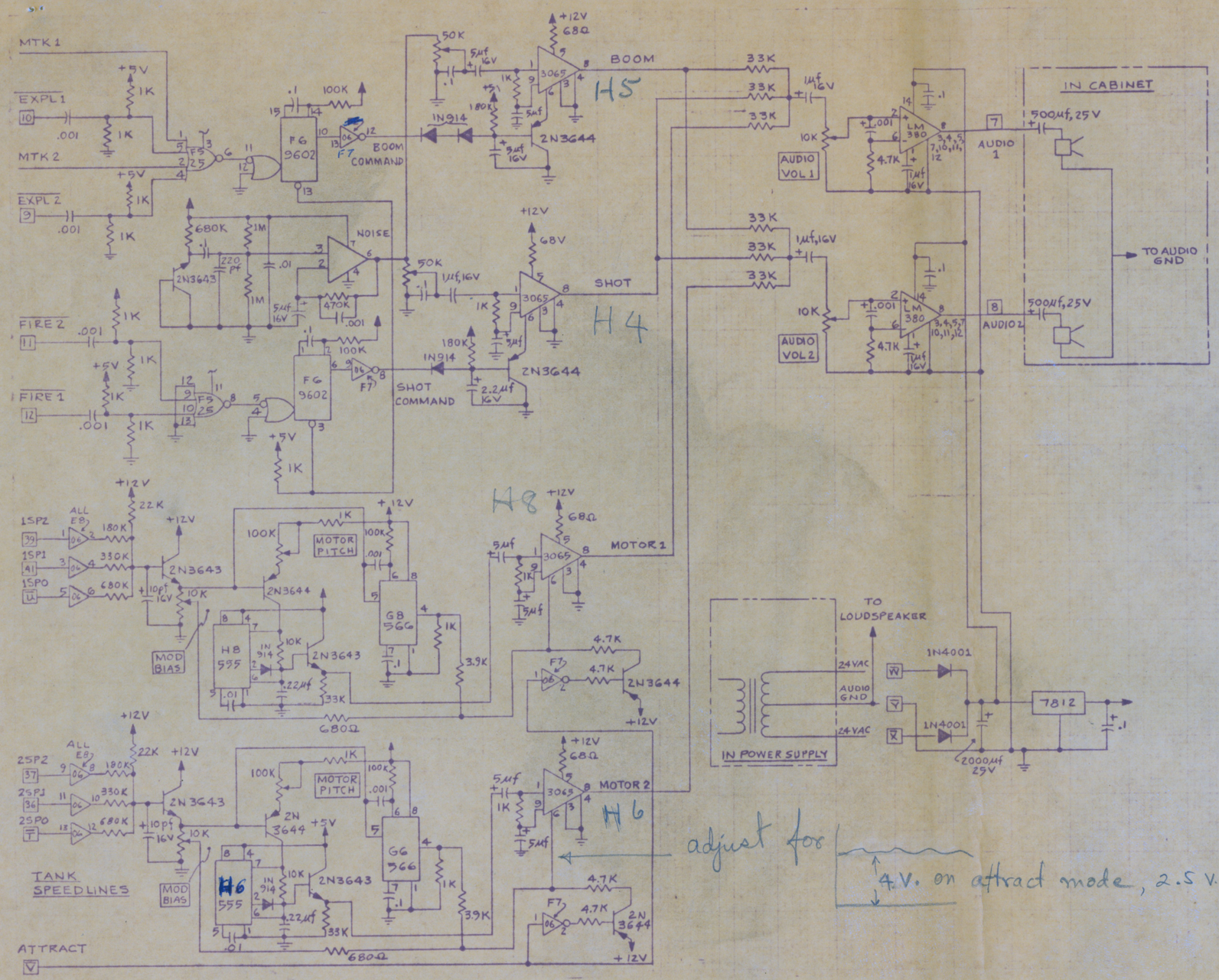

QTY REQD	CODE IDENT	PART OR IDENTIFYING NO.	NOMENCLATURE OR DESCRIPTION

PARTS LIST

UNLESS OTHERWISE SPECIFIED DIMENSIONS ARE IN INCHES
TOLERANCES ARE:
FRACTIONS ± DECIMALS .XX ± .XXX ± ANGLES ±

MATERIAL

FINISH

DO NOT SCALE DRAWING

CONTRACT NO.

APPROVALS	DATE
DRAWN TB	10-7-75
CHECKED	

FUN GAMES
OAKLAND CALIF

SCHEMATIC
SYNC BOARD
TANKER

SIZE	CODE IDENT NO.	DRAWING NO.	
D		102	E

SCALE

SHEET 1 OF 3

NEXT ASSY	USED ON
APPLICATION	

BISHOP GRAPHICS/ACCUPRESS REORDER NO. 20908

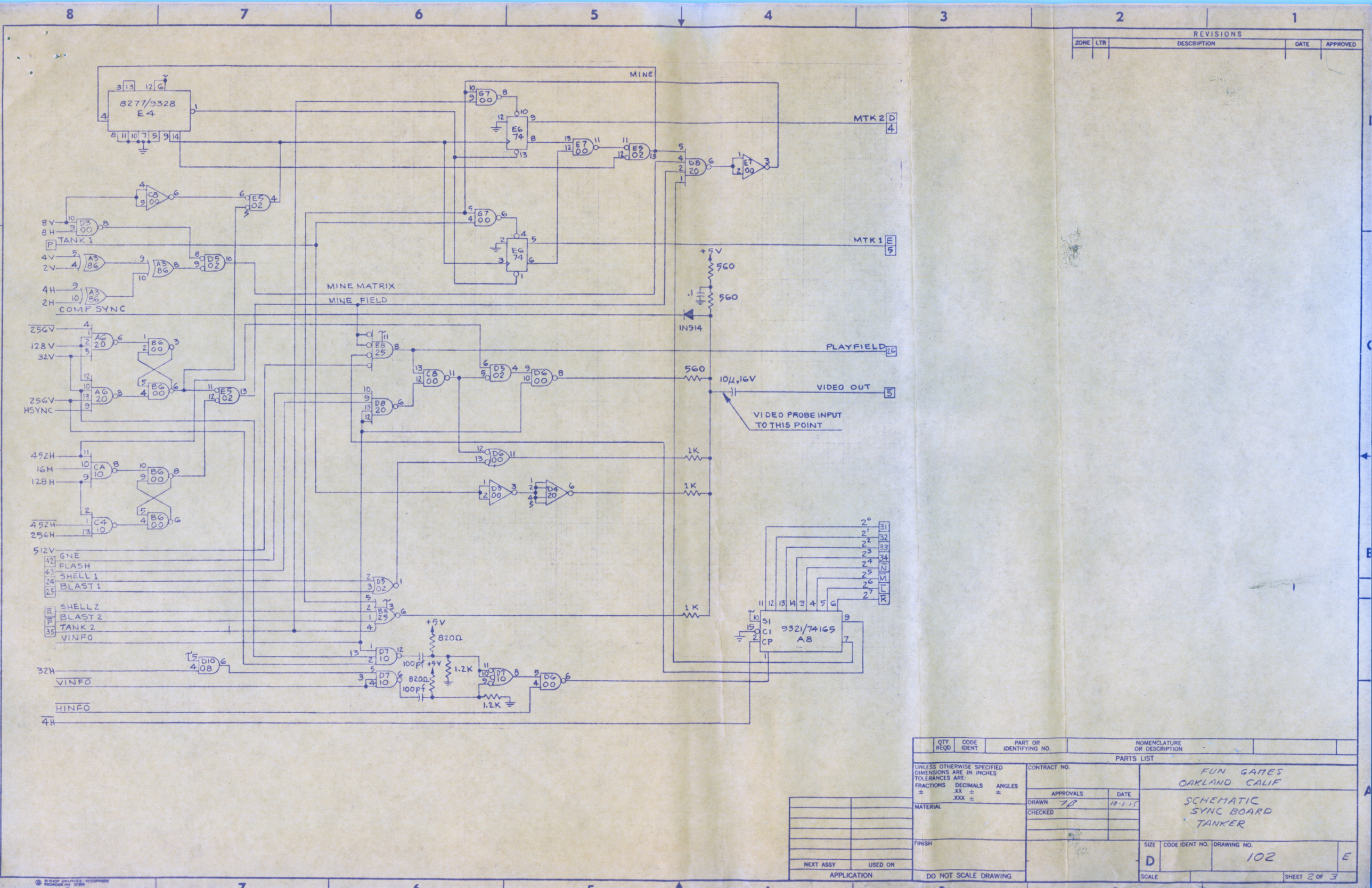

ZONE	LTR	REVISIONS DESCRIPTION	DATE	APPROVED

QTY REQD	CODE IDENT	PART OR IDENTIFYING NO.	NOMENCLATURE OR DESCRIPTION

PARTS LIST

UNLESS OTHERWISE SPECIFIED DIMENSIONS ARE IN INCHES
TOLERANCES ARE:
FRACTIONS ± DECIMALS .XX ± .XXX ± ANGLES ±

MATERIAL

FINISH

DO NOT SCALE DRAWING

CONTRACT NO.

APPROVALS	DATE
DRAWN TB	10-1-15
CHECKED	

FUN GAMES
OAKLAND CALIF

SCHEMATIC
SYNC BOARD
TANKER

SIZE D | CODE IDENT NO. | DRAWING NO. 102 | E

SCALE | SHEET 2 OF 3

NEXT ASSY | USED ON

APPLICATION

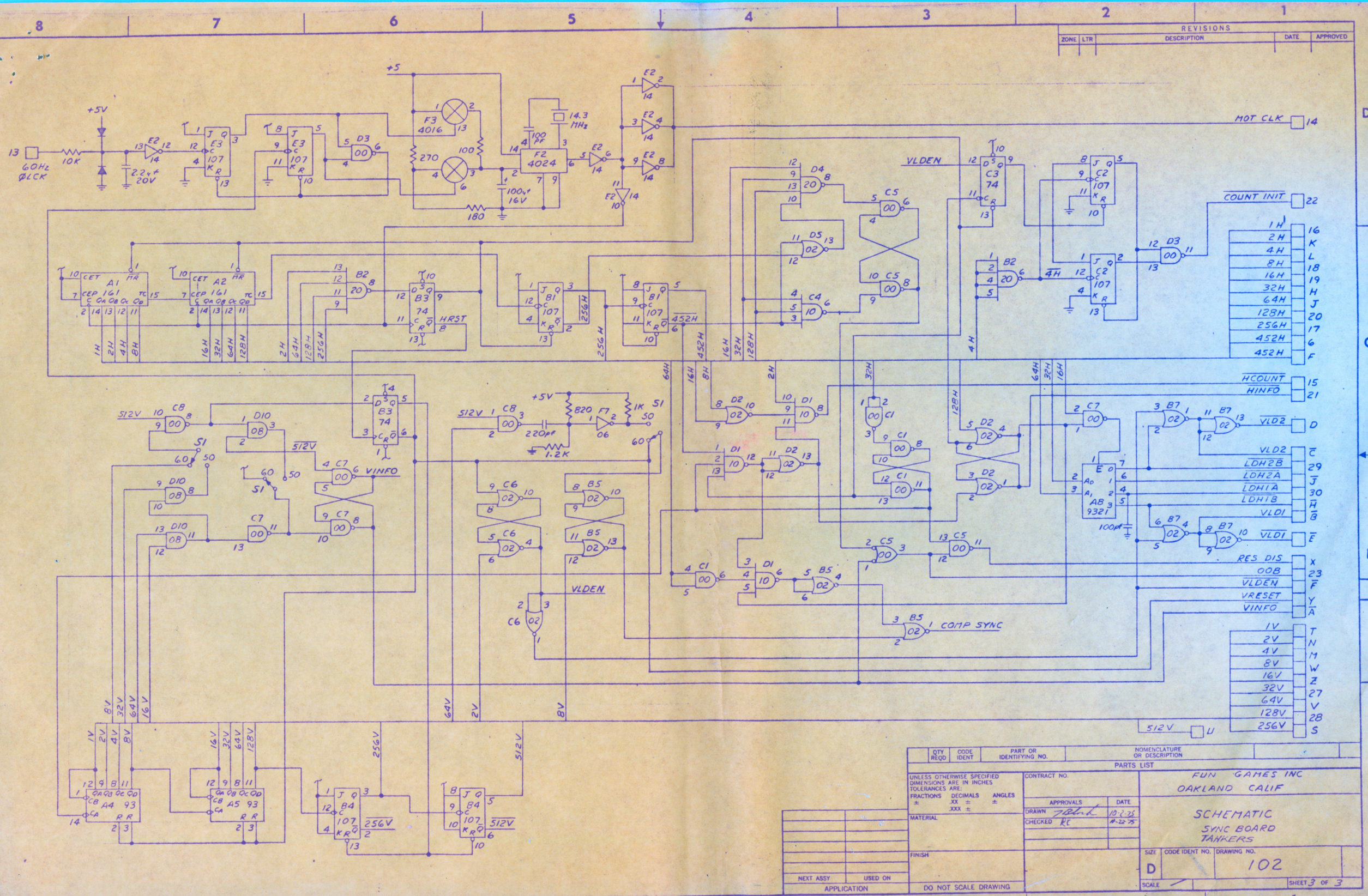
REVISIONS
ZONE LTR DESCRIPTION DATE APPROVED
60Hz ØLCK
MOT CLK
COUNT INIT
HCOUNT
HINFO
VLD2
VLD1
RES DIS
OOB
VLDEN
VRESET
VINFO
COMP SYNC
512V
PARTS LIST
QTY REQD CODE IDENT PART OR IDENTIFYING NO. NOMENCLATURE OR DESCRIPTION
UNLESS OTHERWISE SPECIFIED DIMENSIONS ARE IN INCHES TOLERANCES ARE:
FRACTIONS ± DECIMALS .XX ± .XXX ± ANGLES ±
MATERIAL
FINISH
DO NOT SCALE DRAWING
NEXT ASSY USED ON
APPLICATION
CONTRACT NO.
APPROVALS DATE
DRAWN 10-2-75
CHECKED 11-22-75
FUN GAMES INC
OAKLAND CALIF
SCHEMATIC
SYNC BOARD
TANKERS
SIZE D CODE IDENT NO. DRAWING NO. 102
SCALE
SHEET 3 OF 3

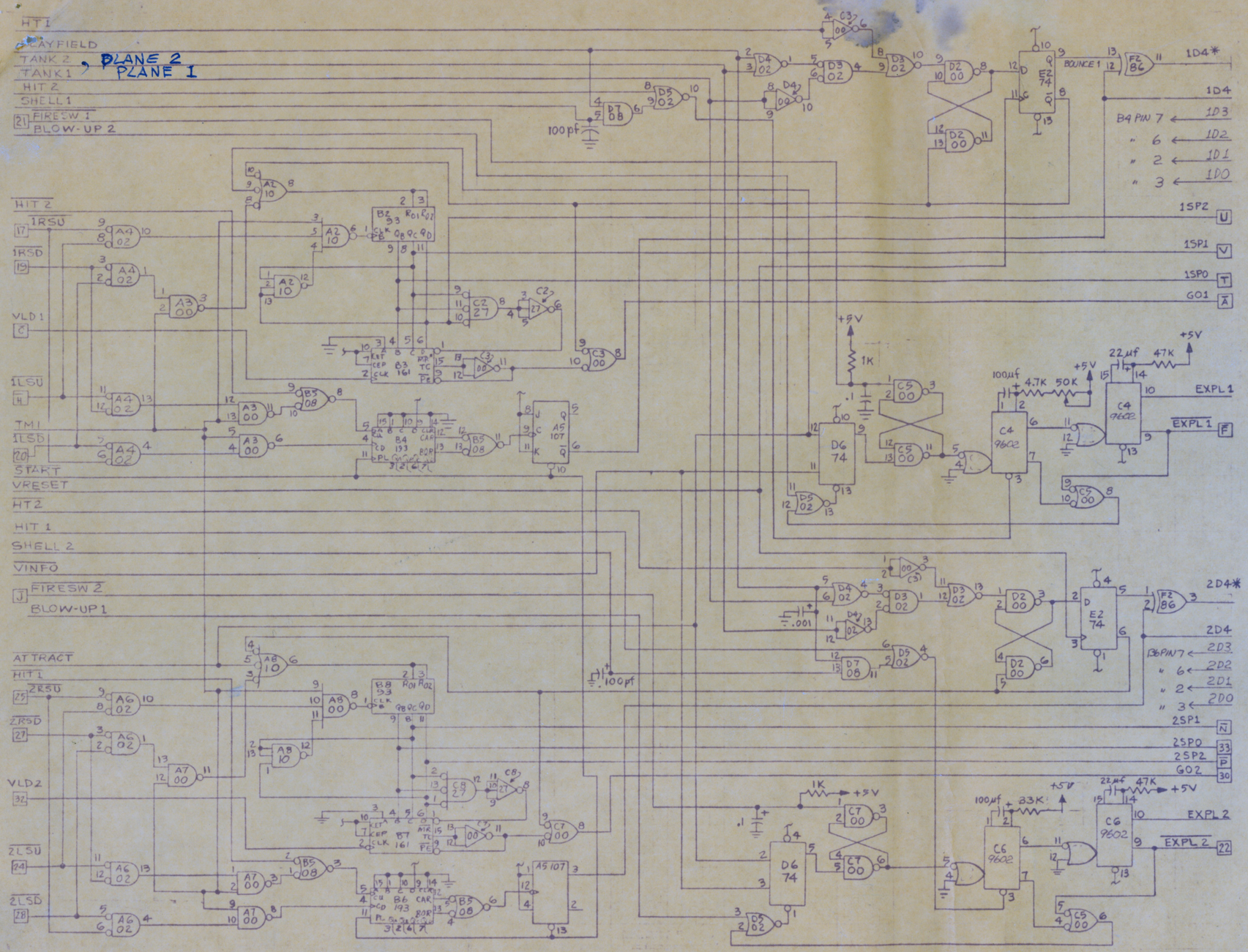

ZONE	LTR	REVISIONS DESCRIPTION	DATE	APPROVED

QTY REQD	CODE IDENT	PART OR IDENTIFYING NO.	NOMENCLATURE OR DESCRIPTION

PARTS LIST

UNLESS OTHERWISE SPECIFIED DIMENSIONS ARE IN INCHES
TOLERANCES ARE:
FRACTIONS ± DECIMALS .XX ± .XXX ± ANGLES ±

MATERIAL

FINISH

DO NOT SCALE DRAWING

CONTRACT NO.

APPROVALS	DATE
DRAWN	10-7-75
CHECKED	

FUN GAMES
OAKLAND CALIF

SCHEMATIC
MEMORY BOARD
TANKER

SIZE	CODE IDENT NO.	DRAWING NO.	
D		104	E

SCALE

SHEET 1 OF 3

NEXT ASSY | USED ON

APPLICATION

© BISHOP GRAPHICS/ACCUPRESS REORDER NO. 20 805

REVISIONS				
ZONE	LTR	DESCRIPTION	DATE	APPROVED

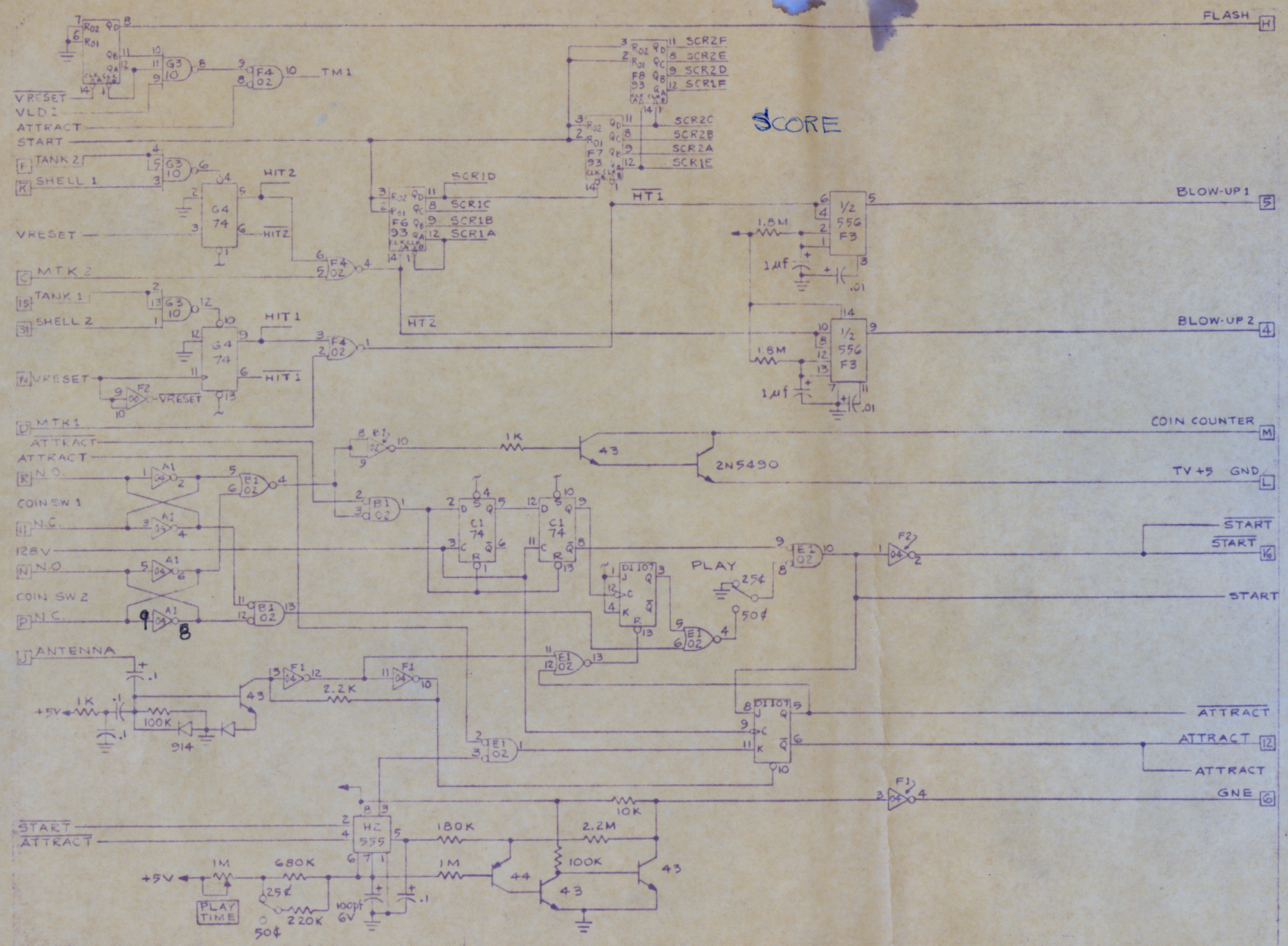

QTY REQD	CODE IDENT	PART OR IDENTIFYING NO.	NOMENCLATURE OR DESCRIPTION
			PARTS LIST

UNLESS OTHERWISE SPECIFIED DIMENSIONS ARE IN INCHES
TOLERANCES ARE:
FRACTIONS ± DECIMALS XX ± XXX ± ANGLES ±

MATERIAL

FINISH

DO NOT SCALE DRAWING

NEXT ASSY | USED ON
APPLICATION

CONTRACT NO.

APPROVALS	DATE
DRAWN 2/8	10-8-75
CHECKED	

FUN GAMES
OAKLAND CALIF

SCHEMATIC
MEMORY BOARD
TANKER

SIZE D | CODE IDENT NO. | DRAWING NO. 104 | E

SCALE | SHEET 2 OF 2

REVISIONS				
ZONE	LTR	DESCRIPTION	DATE	APPROVED

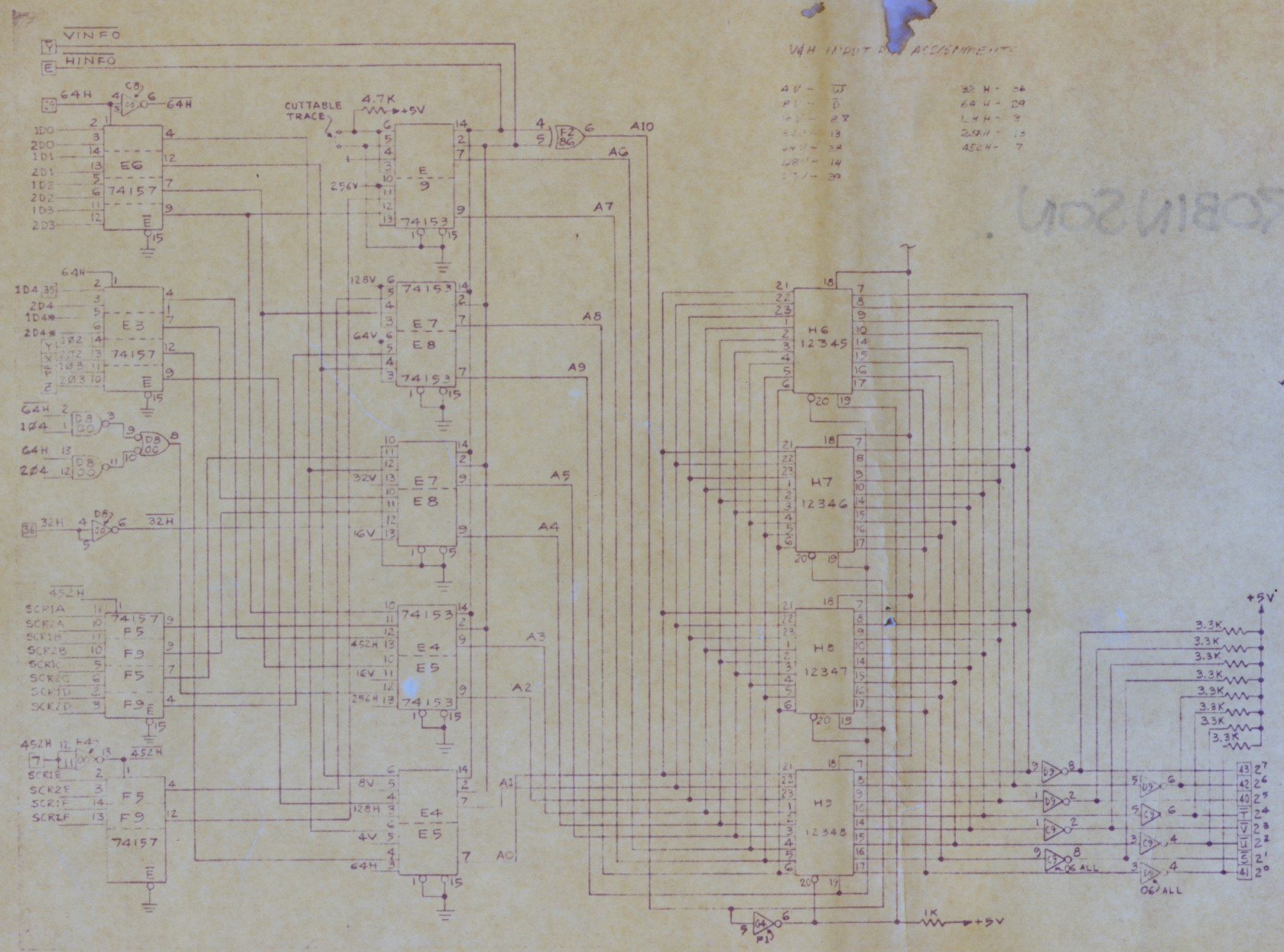

V&H INPUT PIN ASSIGNMENTS

4V -	$\overline{VJ}$	32H -	36
8V -	$\overline{D}$	64H -	29
16V -	2X	128H -	3
32V -	13	256H -	15
64V -	38	452H -	7
128V -	14		
256V -	39		

QTY REQD	CODE IDENT	PART OR IDENTIFYING NO.	NOMENCLATURE OR DESCRIPTION

PARTS LIST

UNLESS OTHERWISE SPECIFIED DIMENSIONS ARE IN INCHES
TOLERANCES ARE:
FRACTIONS ± DECIMALS .XX ± .XXX ± ANGLES ±

MATERIAL

FINISH

DO NOT SCALE DRAWING

CONTRACT NO.

APPROVALS	DATE
DRAWN JB	10-8-78
CHECKED	

FULL GAMES
OAKLAND, CALIF

SCHEMATIC
MEMORY BOARD
TANKER

SIZE	CODE IDENT NO.	DRAWING NO.	
D		104	E

SCALE

SHEET 3 OF 3

NEXT ASSY	USED ON
APPLICATION	